



District Report Card: 2017


| | |
|----------------------|----------------------------|
| State: Odisha | District: Kandhamal |
| Class: 3 | Subject: Language |
| Schools: 52 | Students: 811 |


Participation/Coverage


Students

| GENDER  | Boys | | Girls | |
|--|--------|-------|--------|-------|
| | Number | % | Number | % |
| | 394 | 48.58 | 417 | 51.42 |

| AREA  | Rural | | Urban | |
|---|--------|-------|--------|------|
| | Number | % | Number | % |
| | 791 | 97.53 | 20 | 2.47 |

| CATEGORY  | SC | | ST | | OBC | | GEN | |
|--|--------|-------|--------|-------|--------|-------|--------|------|
| | Number | % | Number | % | Number | % | Number | % |
| | 135 | 16.65 | 455 | 56.10 | 194 | 23.92 | 27 | 3.33 |

| CWSN  | LD | VI | HI | S&LD | ID | Oth |
|--|----|----|----|------|----|-----|
| | 3 | 2 | 1 | 3 | 3 | 5 |

| Management  | Government | | Government-aided | |
|--|------------|--------|------------------|------|
| | Number | % | Number | % |
| | 811 | 100.00 | 0 | 0.00 |

Average Performance of Students in Language (%)

| Overall | Gender | | Area | | Management | | Social Group | | | |
|---------|--------|--------|-------|-------|------------|-------|--------------|-------|-------|-------|
| | Male | Female | Rural | Urban | Govt. | Aided | SC | ST | OBC | GEN |
| 50.29 | 51.00 | 49.62 | 50.57 | 39.33 | 50.29 | 0.00 | 50.77 | 51.18 | 48.90 | 42.96 |

Performance on Learning Outcomes (LOs)

| Learning Outcomes | Description | Average Performance(%) |
|-------------------|---|------------------------|
| L304 | Reads small texts with comprehension i.e., identifies main ideas, details, sequence and draws conclusions | 52.29 |
| L312 | Reads printed scripts on the classroom walls: poems, posters, charts etc. | 46.29 |

| Range of Performance of Students who Answered Correctly | | | | | | | |
|---|-------|-----------|-------|-----------|-------|-----------|-------|
| Below 30% | | 30% - 50% | | 50% - 75% | | Above 75% | |
| Number | % | Number | % | Number | % | Number | % |
| 157 | 19.36 | 217 | 26.76 | 330 | 40.69 | 107 | 13.19 |

Lowest Performing Learning Outcomes (LOs)

1 - Reads printed scripts on the classroom walls: poems, posters, charts etc. (46.29)

2 - Reads small texts with comprehension i.e., identifies main ideas, details, sequence and draws conclusions (52.29)